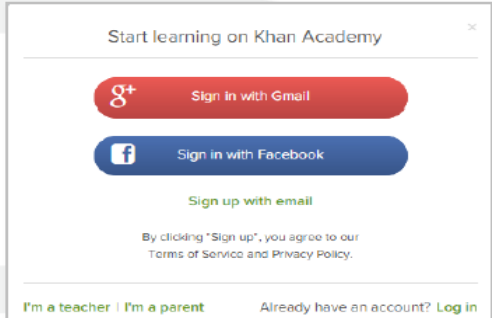


How to Link Your PSAT Results to Khan Academy

Step 1:

Create a Khan Academy Account



Start learning on Khan Academy

Sign in with Gmail

Sign in with Facebook

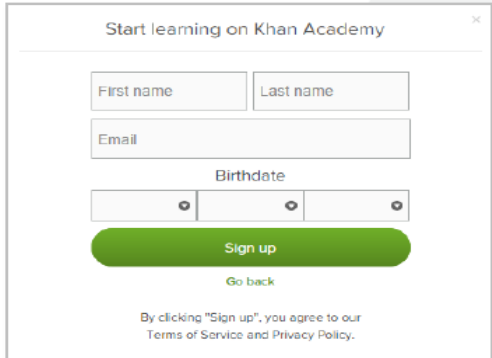
Sign up with email

By clicking "Sign up", you agree to our Terms of Service and Privacy Policy.

I'm a teacher | I'm a parent

Already have an account? [Log in](#)

- ▶ Log in to or create your Khan Academy account
 - ▶ Go to satpractice.org
 - ▶ Click green button labeled "Check it out now"
 - ▶ Sign in with Gmail, Facebook, or click "Sign up with email"
 - ▶ If you click Sign in with Gmail or Facebook, enter in your username and password for either these accounts and you are signed in
 - ▶ If you click "Sign up with email" Enter in First Name/Last name/Email/Birthdate and click "Sign Up"
 - ▶ An email will be sent to your account to verify; sign in to your email
 - ▶ Open email from Khan Academy accounts and click on the "Finish Signing Up" button
 - ▶ A welcome screen will appear where you will enter username and password and click "Sign Up"



Start learning on Khan Academy

First name

Last name

Email

Birthdate

Sign up

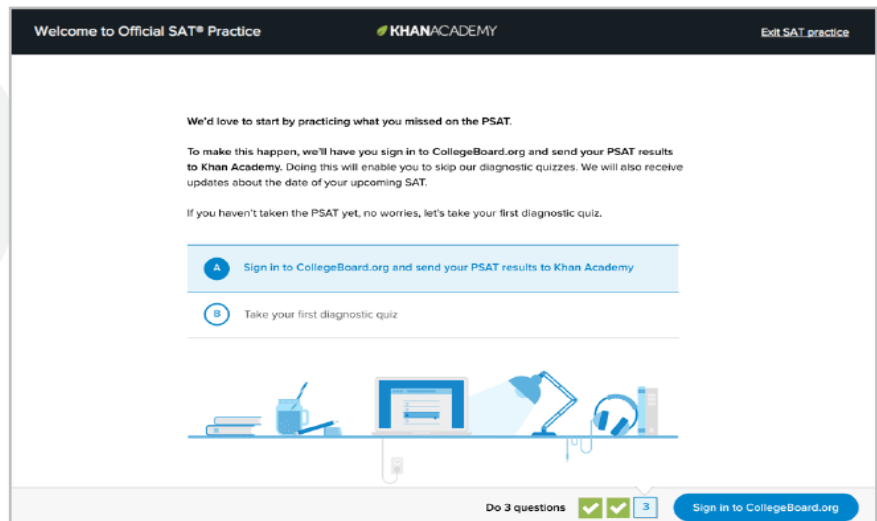
Go back

By clicking "Sign up", you agree to our Terms of Service and Privacy Policy.

Step 2:

Begin to link your Khan Academy Account to College Board

- ▶ You have logged into Khan Academy for the first time and will be asked if you would like to send PSAT results
- ▶ If you already have a Khan Academy account, a prompt will appear asking if you want to send your PSAT results to Khan Academy
- ▶ After choosing that option, you will be directed to collegeboard.org



Welcome to Official SAT® Practice

KHANACADEMY

Exit SAT_practice

We'd love to start by practicing what you missed on the PSAT.

To make this happen, we'll have you sign in to CollegeBoard.org and send your PSAT results to Khan Academy. Doing this will enable you to skip our diagnostic quizzes. We will also receive updates about the date of your upcoming SAT.

If you haven't taken the PSAT yet, no worries, let's take your first diagnostic quiz.

A Sign in to CollegeBoard.org and send your PSAT results to Khan Academy

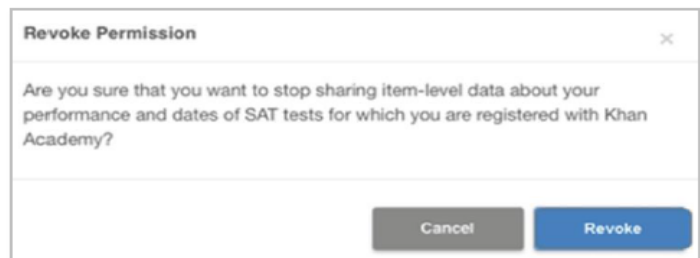
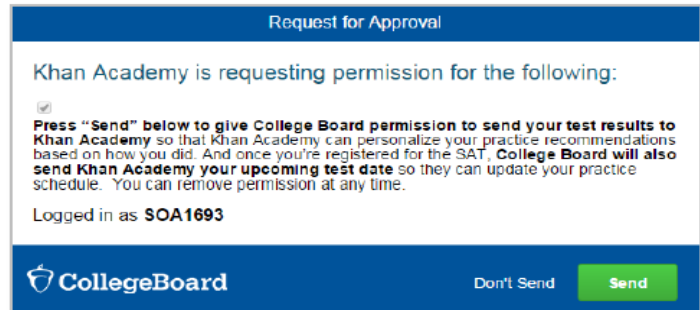
B Take your first diagnostic quiz

Do 3 questions

Sign in to CollegeBoard.org

Step 3: And Hit Send to Link Accounts

- ▶ After successfully logging in to your College Board account, you will be asked for permission to link your accounts.
- ▶ After clicking “Send” you will be redirected to SAT practice on the Khan Academy site.
- ▶ You can remove the link at any time, by clicking on “Revoke” which is found in College Board account settings.



Now Start Practicing on Khan Academy with Personalized Recommendations

- ▶ You can start your practice in either Math or Evidence Based Reading & Writing.
- ▶ The recommendations are based on how you did on the PSAT/NMSQT or PSAT 8/9.
- ▶ Keep practicing – with each additional problem and activity the personalization gets stronger and gets you closer to your goal score on the SAT, PSAT/NMSQT, PSAT 10, or PSAT 8/9.

Top test scores			View Full Exams
TOTAL	MATH	READING & WRITING	
1280	600	680	

Current skill levels

Math Reading & Writing

Frequently asked questions

Check out our frequently asked questions. Then let us know if you have a problem or an idea for making this system better!