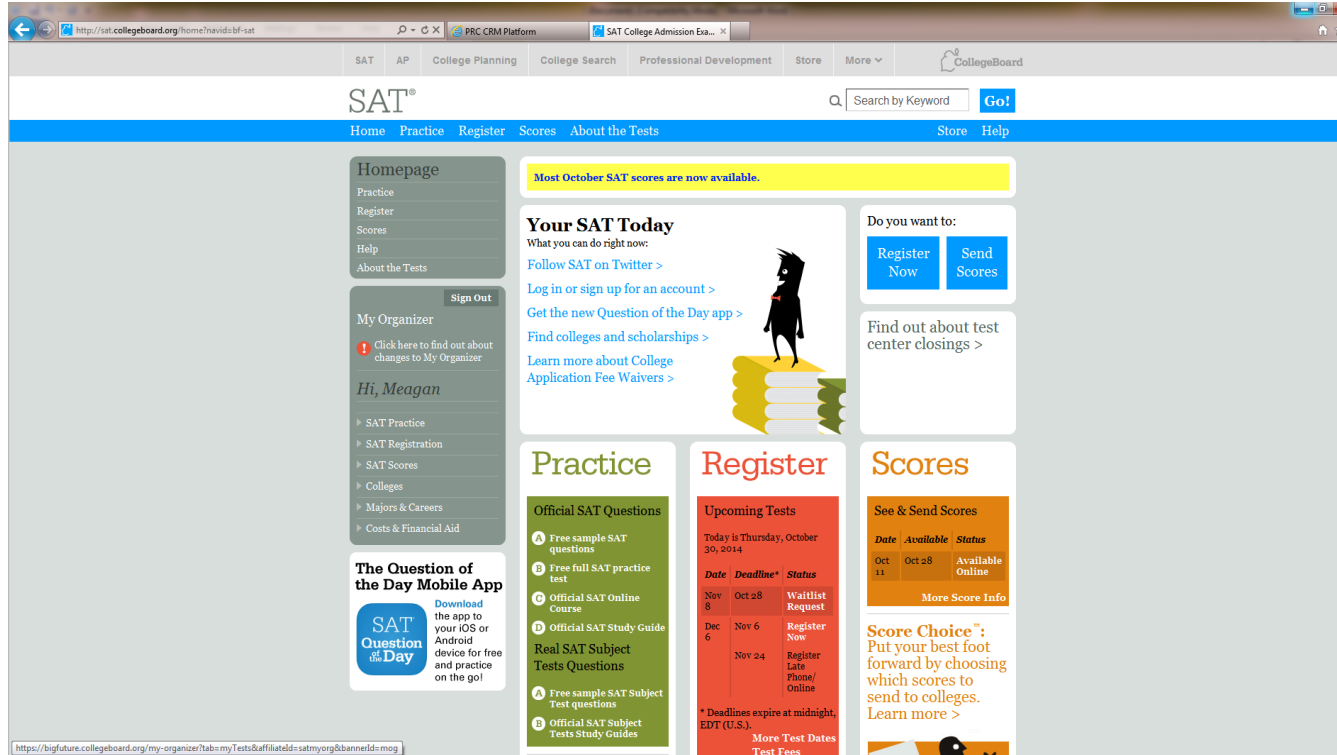
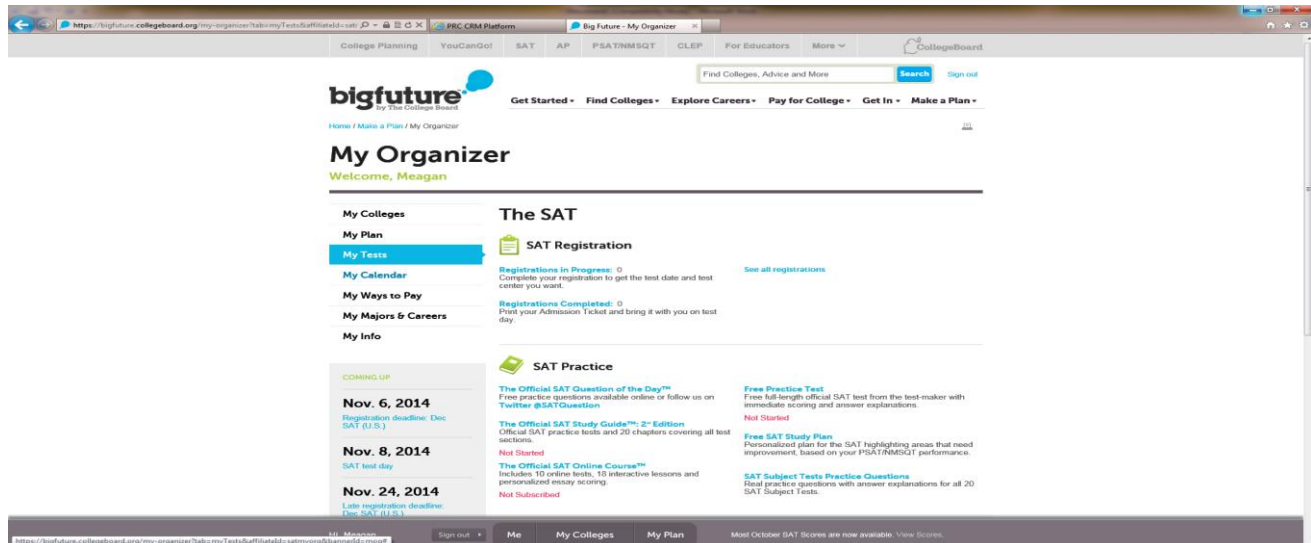


1. Log in to your College Board web account and click on the words My Organizer in the grey box.

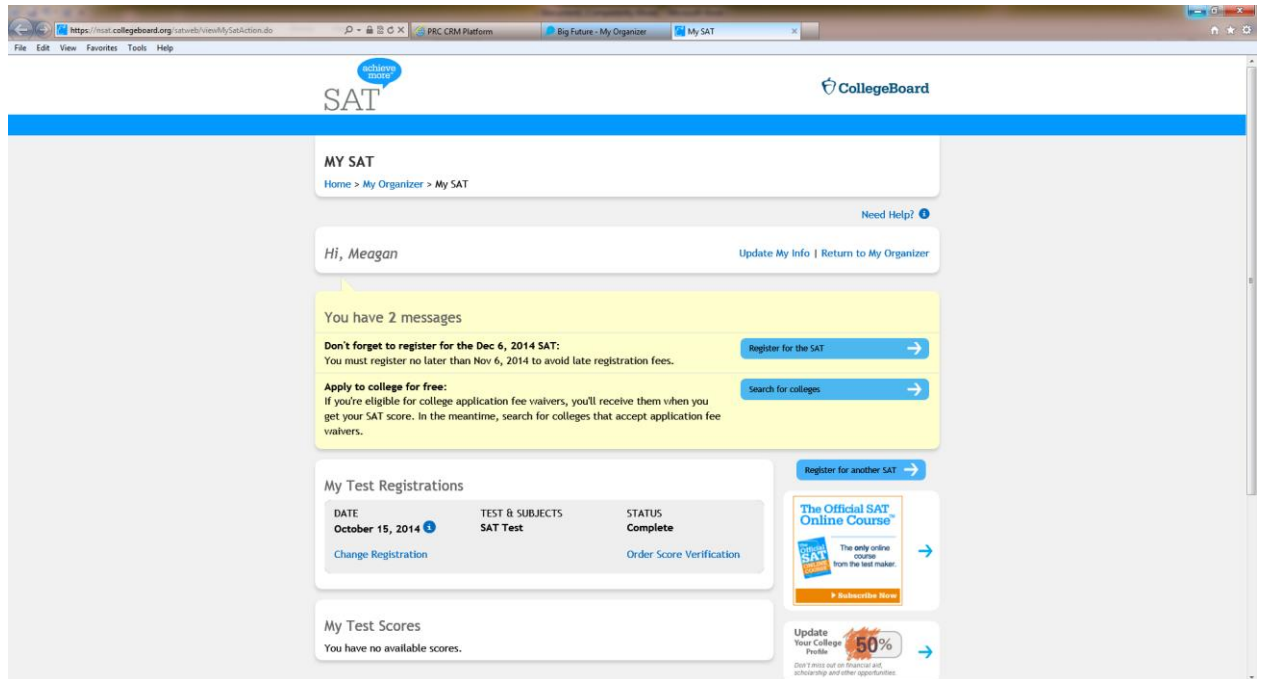


2. Then click on My Tests.

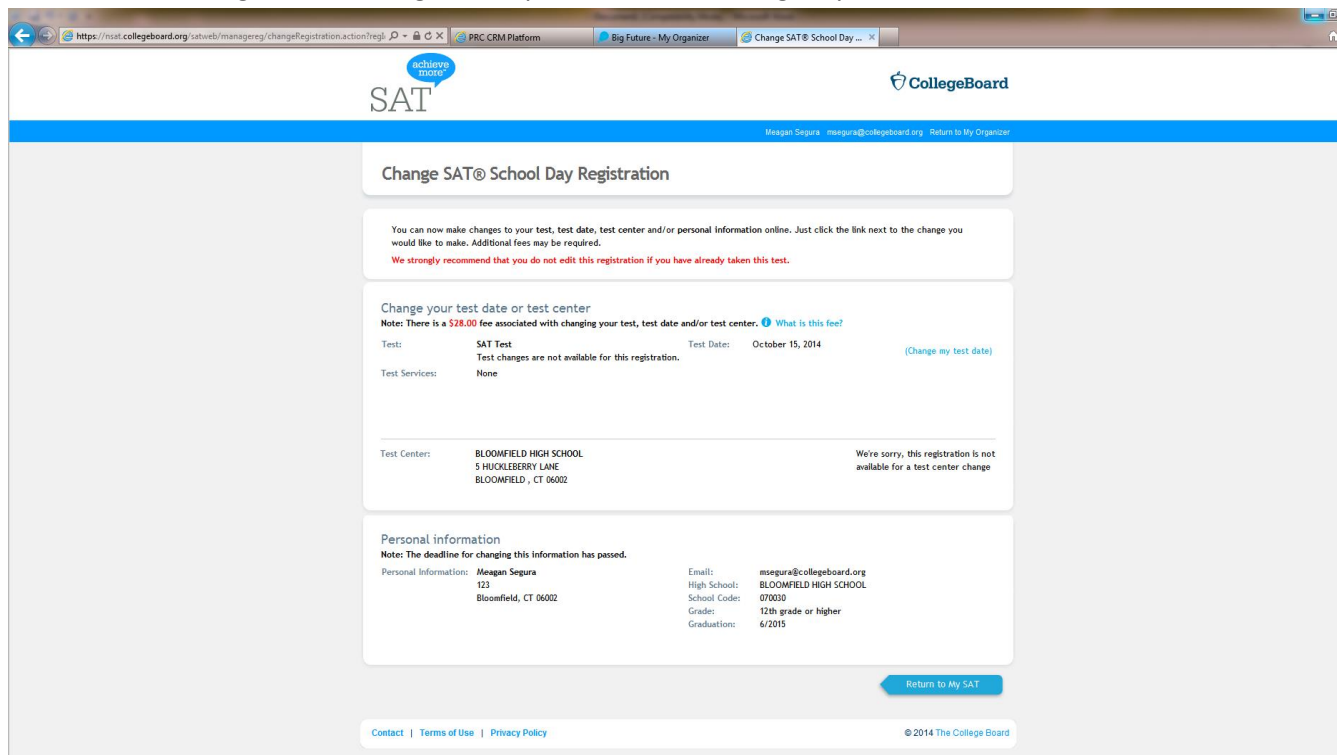


3. Then click on Registrations Completed in blue.

4. Then click on Change Registration in blue under the School Day SAT Test Date.

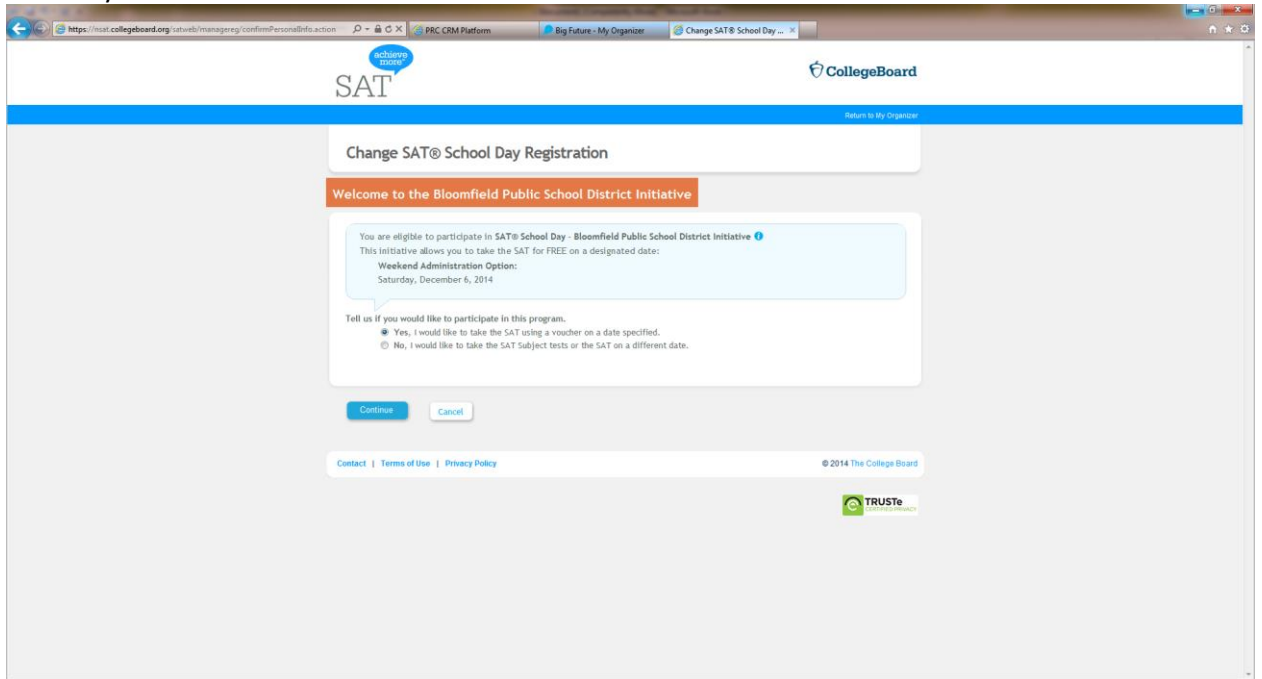


5. You will receive a message that there is a change fee involve, please disregard as fee will be waived once the registration change is complete. Select on Change my test date.

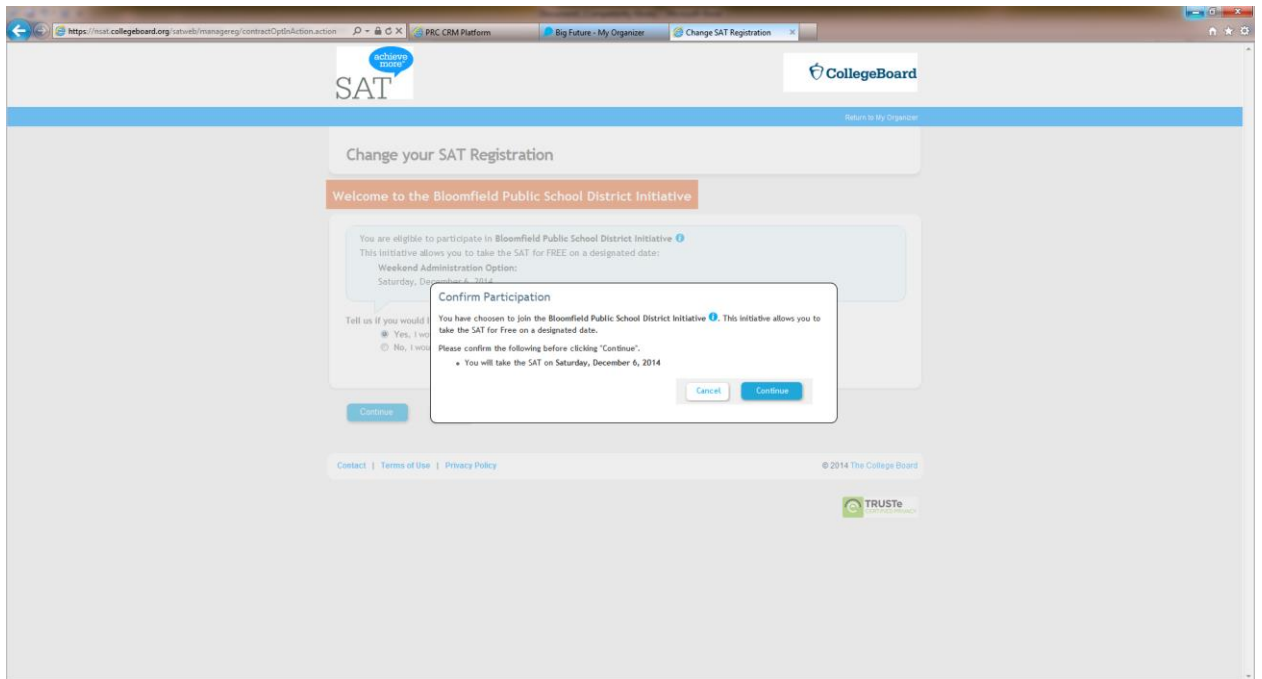


6. Verify personal information and select continue.

7. Confirm you would like to test on new weekend SAT administration offered.



8. Please select continue.



9. Select your test center and confirm if you are testing with accommodations or would like to purchase the QAS or SAS.

Change your SAT Registration

Select Test & Center Checkout

Choose Your Test & Date Choose Your Test Center

Test: SAT Test Location: United States, Including U.S. Territories and Puerto Rico Test date: Oct 15, 2014

Confirm the country where you are taking your test.*

United States, Including U.S. Territories and Puerto Rico Outside the United States

Select your test date.*

Test Date Registration Change Deadline

December 6, 2014 November 24, 2014

I have been approved for accommodations by the College Board's Services for Students with Disabilities and wish to use these accommodations on the test for which I am registering.

Yes No

Student Answer Service

Order this service to get a detailed report of your test performance. It provides information about the test question types, difficulty levels and your answers. You will have access to a copy of your essay via your free online score report.

More Information for SAT Fee Waiver users

Materials will be mailed six to eight (6-8) weeks after the test.

Would you like to order the Student Answer Service at this time?

Yes, charge me \$13.50 for the Student Answer Service, or use my SAT Fee Waiver. No, I do not want to receive the Student Answer Service.

Continue Cancel

10. Upload an acceptable photo.

Change your SAT Registration

You must submit a photo with your registration for the SAT.

The photo you provide will become part of your Admission Ticket. You can use an existing digital photo, scan your school picture or take a picture with a digital camera or smart phone to upload during registration. You will have the chance to crop and reposition your photo after uploading it. Successful upload of your photo only indicates that it meets the technical requirements (correct file type and size). It does not indicate that your photo is acceptable for test day. Your appearance in the photo must match how you will look on the day of the test.

Learn more about choosing an acceptable photo.

Examples of acceptable photos

Examples of non-acceptable photos

Too light Too dark Too far Too close Do not cover your face Top of head must be visible

11. Confirm all your information is correct and your photo is acceptable and the select Confirm Registration.

Change SAT Registration - Internet Explorer, optimized for Bing and MSN

https://nsat.collegeboard.org/satweb/managereg/selectCrossSellProducts.action?conversationId=CSUID_...

Confirm Your Total Order

Item	Unit Price	Total Price
SAT Change Fee	\$27.50	\$0.00
SAT Registration (Edit test information)	\$0.00	\$0.00

Subtotal:	\$0.00
Shipping:	\$0.00
Total:	\$0.00

Transfer out of Hillsborough County Public Schools Initiative. ⓘ

Canceled Total \$53.00

[Cancel](#) [Confirm Registration](#)

[Contact](#) | [Terms of Use](#) | [Privacy Policy](#) © 2014 The College Board

Please don't forget to print a new admission ticket once this process has been completed.